



# B&C





























## CG150 EXACT 150 T-SHIRT MANCHES COURTES

100% coton pré-rétréci à fil de chaîne continu (Ring-Spun) (sport grey = 85% coton 15% viscose). Coupe ample et tubulaire. Maille jersey. Col ras du cou double épaisseur avec élasthanne en bord côte 1x1.

 100 | 145 gr/m<sup>2</sup>

**S. M. L. XL. XXL. XXXL\*.**

\*XXXL uniquement en White, Ash, Navy, Black, Red, Royal Blue, Bottle Green et Sport Grey.

 White*	 Burgundy	 Kelly Green
 Navy*	 Natural	 Denim
 Royal Blue*	 Purple	 Khaki
 Orange	 Azure	 <b>NEW</b> Used Violet
 Sky Blue	 Sand	 <b>NEW</b> Used Wasabi
 Yellow	 Apricot	 <b>NEW</b> Used Raspberry
 Sport Grey*	 Black*	 <b>NEW</b> Atoll
 Dark Grey	 Bottle Green*	 <b>NEW</b> Fuschia
 Ash*	 Gold	
 Red*	 Emerald	